

# Bridge Inspection Report

**05016**  
**SH 352-SEC 3**  
**over**  
**I 40-SEC 21**



**Inspection Date:**

**Inspected By:**

**Inspection Type(s):**

## TABLE OF CONTENTS

	PAGE NUMBER
LOCATION MAP	3
NATIONAL BRIDGE INVENTORY	7
ELEMENTS	8
PICTURES	10
SKETCHES	14

Inspector:

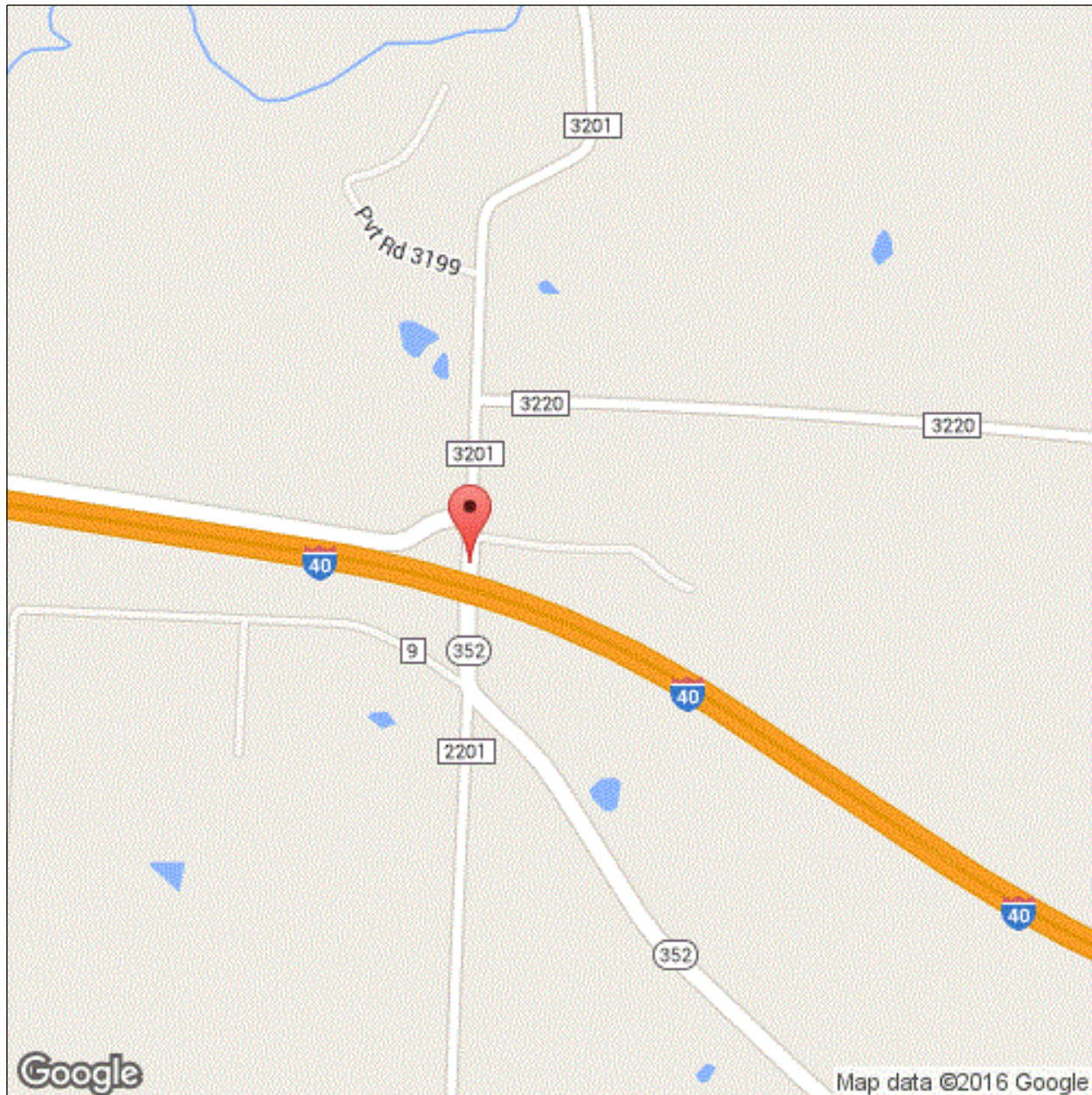
Structure Number: 05016

Inspection Date:

Facility Carried: SH 352-SEC 3

### Bridge Inspection Report

### Location Map



Latitude: 35.49134

Longitude: -93.59955



Inspector:

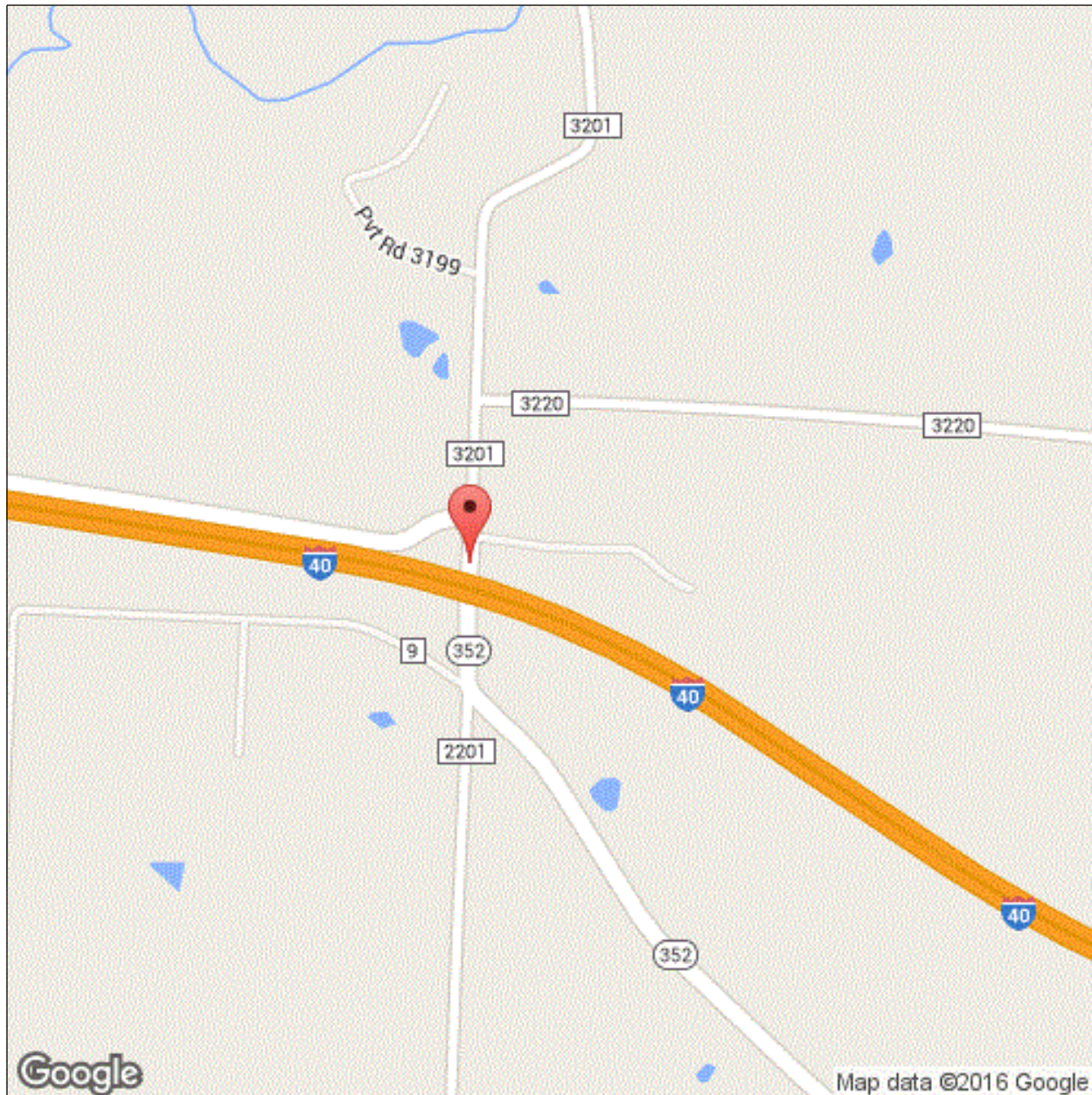
Structure Number: 05016

Inspection Date:

Facility Carried: SH 352-SEC 3

## Bridge Inspection Report

### Location Map



Latitude: 35.49134

Longitude: -93.59955



Inspector:

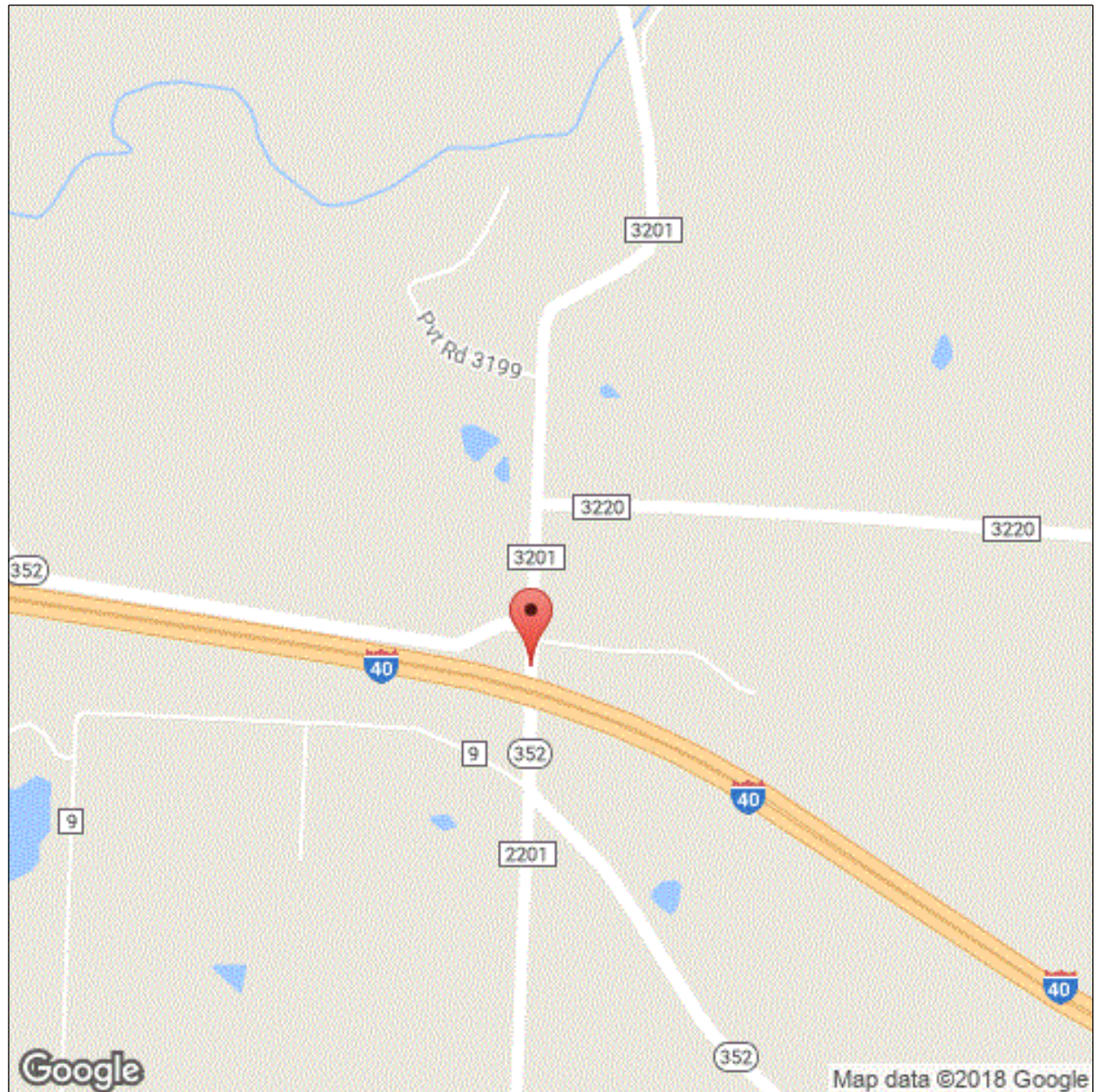
Structure Number: 05016

Inspection Date:

Facility Carried: SH 352-SEC 3

## Bridge Inspection Report

### Location Map



Latitude: 35.49134

Longitude: -93.59955

**Inspector:**

**Inspection Date:**

**Structure Number:** 05016

**Facility Carried:** SH 352-SEC 3

**Bridge Inspection Report**

**Executive Summary**

Inspector:

Structure Number: 05016

Inspection Date:

Facility Carried: SH 352-SEC 3

## Bridge Inspection Report

## National Bridge Inventory

IDENTIFICATION		INSPECTIONS	
(1) STATE CODE	056 - Arkansas	(90) INSPECTION DATE	02/08/2018
(8) STRUCTURE NUMBER	05016	(91) DESIGNATED INSPECTION FREQUENCY	24
(5) INV. ROUTE (ON/UNDER)	1 3 1 352 0	(92) CRITICAL FEATURE INSPECTION	(93) CFI DATE
(2) HIGHWAY AGENCY	08 (3) COUNTY CODE 071	A. FRACTURE CRITICAL DETAIL	N
(4) PLACE CODE	00000	B. UNDERWATER INSPECTION	N
(6) FEATURES INTERSECTED	I 40-SEC 21	C. OTHER SPECIAL	N
(7) FACILITY CARRIED	SH 352-SEC 3		
(9) LOCATION	6.74 M E Franklin Co Line		
(11) MILEPOINT 6.740	(12) BASE HIGHWAY NETWORK 0		
(13A) LRS INVENTORY ROUTE	0000000000 (13B) SUBROUTE NUMBER 00		
(16) LATITUDE 35.49134	(17) LONGITUDE -93.59955		
(98A) BORDER BRIDGE CODE			
PERCENT RESPONSIBILITY	(99) BORDER BRIDGE STRUCT		
STRUCTURE TYPE AND MATERIAL		CONDITION	
(43) STRUCTURE TYPE, MAIN		(58) DECK	5
A) KIND OF MATERIAL/DESIGN: 3 - Steel		(59) SUPERSTRUCTURE 6	(60) SUBSTRUCTURE 6
B) TYPE OF DESIGN/CONSTR: 02 - Stringer/Multi-beam or Girder		(61) CHANNEL & CHANNEL PROTECTION	N (62) CULVERT N
(44) STRUCTURE TYPE, APPROACH SPANS			
A) KIND OF MATERIAL/DESIGN: 0 - Other			
B) TYPE OF DESIGN/CONSTR: 00 - Other			
(45) NUMBER OF SPANS IN MAIN 4	(46) NUMBER OF APPROACH 0		
(107) DECK STRUCTURE TYPE 1	(108A) WEARING SURFACE 1		
(108B) DECK MEMBRANE 0	(108C) DECK PROTECTION 0		
AGE OF SERVICE		LOAD RATING AND POSTING	
(27) YEAR BUILT 1967	(106) YEAR RECONSTRUCTED 0000	(31) DESIGN LOAD	4
(42) TYPE OF SERVICE ON 1 UNDER 1		(63) METHOD USED TO DETERMINE OPERATING RATING	1
(28) LANES ON 02 UNDER 04		(64) OPERATING RATING	60.0
(29) AVERAGE DAILY TRAFFIC 450	(19) BYPASS DETOUR LENGTH 24	(65) METHOD USED TO DETERMINE INVENTORY RATING	1
(30) YEAR OF AVERAGE DAILY TRAFFIC 2014		(66) INVENTORY RATING	36.0
(109) AVERAGE DAILY TRUCK TRAFFIC 1		(70) BRIDGE POSTING	5
		(41) STRUCTURE OPEN/POSTED/CLOSED	A
GEOMETRIC DATA		APPRAISAL	
(48) LENGTH OF MAX SPAN (ft.) 89	(49) STRUCTURE LENGTH (ft.) 280	(67) STRUCTURAL EVALUATION	6
(50) CURB/SIDEWALK WIDTHS (ft.) LEFT 0 RIGHT 0		(68) DECK GEOMETRY	5
(51) BRDG RDWY WIDTH CURB-TO-CURB (ft.) 27.9		(69) UNDERCLEARANCES, VERTICAL & HORIZONTAL	5
(52) DECK WIDTH, OUT-TO-OUT (ft.) 31.5		(71) WATERWAY ADEQUACY	N
(32) APPROACH ROADWAY WIDTH (ft.) 28.9		(72) APPROACH ROADWAY ALIGNMENT	7
(33) BRIDGE MEDIAN 0	(34) SKEW (DEG.) 15	(36) TRAFFIC SAFETY FEATURE	
(35) STRUCTURE FLARED 0	(10) INV RTE, MIN VERT CLEAR (ft.) 99.99	36A) BRIDGE RAILINGS:	1
(47) TOTAL HORIZONTAL CLEARANCE (ft.) 27.9		36B) TRANSITIONS:	0
(53) VERTICAL CLEARANCE OVER BRIDGE ROADWAY (ft.) 99.99		36C) APPROACH GUARDRAIL:	0
(54) VERTICAL UNDER CLEARANCE (ft.) H 16		36D) APPROACH GUARDRAIL ENDS:	0
(55) LATERAL UNDER CLEARANCE RIGHT (ft.) H 29.5		(113) SCOUR CRITICAL BRIDGES	N
(56) MIN LATERAL UNDER CLEARANCE (ft.) 27		SUFFICIENCY RATING 94.1	STATUS 0
PROPOSED IMPROVEMENTS		CLASSIFICATION	
(75A) TYPE OF WORK PROPOSED	(75B) WORK DONE BY	(112) NBIS BRIDGE LENGTH	Y
(76) LENGTH OF STRUCTURE IMPROVEMENT (ft.) 0		(104) HIGHWAY SYSTEM OF THE INVENTORY ROUTE	0
(94) BRIDGE IMPROVEMENT COST (\$)	0	(26) FUNCTIONAL CLASSIFICATION OF INVENTORY ROUTE	07
(95) ROADWAY IMPROVEMENT COST (\$)	0	(100) STRAHNET HIGHWAY DESIGNATION	0
(96) TOTAL PROJECT COST	0	(101) PARALLEL STRUCTURE DESIGNATION	N
(97) YEAR OF IMPROVEMENT COST ESTIMATE		(102) DIRECTION OF TRAFFIC	2
(114) FUTURE ADT 682	(115) YEAR OF FUTURE ADT 2028	(103) TEMP STRUCTURE	
		(105) FEDERAL LANDS HIGHWAYS	0
		(110) DESIGNATED NATIONAL NETWORK	0
		(20) TOLL	3
		(21) MAINTENANCE RESPONSIBILITY	01
		(22) OWNER	01
		(37) HISTORICAL	5
		NAVIGATION DATA	
		(38) NAVIGATION CONTROL	N
		(111) PIER OR ABUTMENT PROTECTION	1
		(39) NAV VERT CLEARANCE (ft.)	0
		(116) MIN NAVIGATION VERT CLEARANCE, VERT LIFT BRIDGE (ft.)	0
		(40) NAV HORIZONTAL CLEARANCE (ft.)	0

Inspector:

Structure Number: 05016

Inspection Date:

Facility Carried: SH 352-SEC 3

## Bridge Inspection Report

## Element Inspection

	Environment	Total Quantity	Units	Condition State 1	Condition State 2	Condition State 3	Condition State 4
<b>12 - Reinforced Concrete Deck</b>	1- Ben.	8757	sq. ft.	4457	4300	0	0
	MINOR TO MODERATE CRACKING THROUGHOUT DECK. MINOR SPALLING W / REBAR EXPOSED IN SPAN 3. MINOR SPALLING W / SOME PATCH AREAS AT JOINT 4. MINOR CRACKING IN SOFFIT & OVERHANGS.						
1080 - Delamination/Spall/Patched Area		100			100		
1090 - Exposed Rebar		100			100		
1130 - Cracking (RC and Other)		4100			4100		
<b>107 - Steel Open Girder/Beam</b>	1- Ben.	1390	ft.	1100	289	1	0
	COND. 1 - 1100 LF - GOOD COND. 2 - 289 LF - MINOR SURFACE & FRECKLED RUST ON ENDS OF SOME BEAMS. MINOR RUST ON ENDS OF SOME BEAMS IN HAUNCHED AREA. COND 3 - 1 LF - MINOR RUST & SECTION LOSS IN HAUNCHED AREA OF BEAM 5 IN SPAN 2.						
1000 - Corrosion		290			289	1	
515 - Steel Protective Coating		11652	sq. ft.	10002	1500	150	0
3440 - Effectiveness (Steel Protective Coatings)		1650			1500	150	
<b>205 - Reinforced Concrete Column</b>	1- Ben.	6	each	6			
<b>215 - Reinforced Concrete Abutment</b>	1- Ben.	65	ft.	60	5	0	0
	COND. 1 - 60 LF - MINOR VERTICAL CRACKING IN BACK WALLS. COND. 2 - 5 LF - MINOR HORIZONTAL CRACKING IN ABUTMENT 5 UNDER BEAM 4.						
1130 - Cracking (RC and Other)		5			5		
<b>234 - Reinforced Concrete Pier Cap</b>	1- Ben.	87	ft.	80	7	0	0
	COND. 1 - 80 LF - MINOR DELAM, VERTICAL CRACKING & SCALE THROUGHOUT CAPS. COND. 2 - 5 LF - MODERATE HORIZONTAL CRACKING NEAR BOTTOM OF CAP 2 BK. FACE. COND. 2 - 2 LF - MINOR DELAM & SPALLING W / REBAR EXPOSED IN CAP 4 AHD. FACE RT. END.						
1090 - Exposed Rebar		2			2		
1130 - Cracking (RC and Other)		5			5		
<b>302 - Compression Joint Seal</b>	1- Ben.	145	ft.	0	113	0	32
	COND. 2 - 113 LF - MODERATE CRACKING IN JOINTS. COND. 4 - 32 - LF - 3' OF SEAL HAS FAILED IN JOINT 1. SEAL AT JOINT 3 HAS FAILED & FALLEN OUT.						
2330 - Seal Damage		145			113		32
<b>311 - Movable Bearing</b>	1- Ben.	20	each	0	20	0	0
	MINOR RUST & PACK RUST ON ALL BEARINGS.						
1000 - Corrosion		20			20		



Inspector:

Structure Number: 05016

Inspection Date:

Facility Carried: SH 352-SEC 3

### Bridge Inspection Report

#### Element Inspection

515 - Steel Protective Coating		80	sq. ft.	0	60	20	0
3440 - Effectiveness (Steel Protective Coatings)		80			60	20	
<b>313 - Fixed Bearing</b>	1- Ben.	20	each	0	20	0	0

MINOR RUST & PACK RUST ON ALL BEARINGS.

1000 - Corrosion		20			20		
515 - Steel Protective Coating		80	sq. ft.	0	60	20	0
3440 - Effectiveness (Steel Protective Coatings)		80			60	20	
<b>330 - Metal Bridge Railing</b>	1- Ben.	560	ft.	560			

Aluminum

<b>331 - Reinforced Concrete Bridge Railing</b>	1- Ben.	560	ft.	560			
---	---------	-----	-----	-----	--	--	--

MINOR SCALE IN CONCRETE.

Inspector:

Inspection Date:

Structure Number: 05016

Facility Carried: SH 352-SEC 3

## Bridge Inspection Report

## Pictures

DATE	NO.	DATE	NO.	DATE	NO.	DATE	NO.
10/15/31	10/15/31	10/15/31	10/15/31	10/15/31	10/15/31	10/15/31	10/15/31
10/15/31	10/15/31	10/15/31	10/15/31	10/15/31	10/15/31	10/15/31	10/15/31

SCHEDULE OF BRIDGE QUANTITIES

ITEM NO.	Item	801		802		803		SP 806-9		812		817		SP 802-9	
		Unfinished Excavation Structures		Cuts & Concrete		Reinforcing Steel		Structural Steel in Beam Spans (Lbs)		Preformed Joint Slabs		Bridge Joint Plates (Type C)		Concrete Piercap	
UNIT		CU YD		CU YD		Lb.		Lb.		Lb.		Plates		CU YD	
SP 806-9	SP 802-9														
SP 806-9	SP 802-9														
SP 806-9	SP 802-9														
SP 806-9	SP 802-9														
SP 806-9	SP 802-9														
SP 806-9	SP 802-9														
SP 806-9	SP 802-9														
SP 806-9	SP 802-9														
SP 806-9	SP 802-9														
SP 806-9	SP 802-9														
SP 806-9	SP 802-9														
SP 806-9	SP 802-9														
SP 806-9	SP 802-9														
SP 806-9	SP 802-9														
SP 806-9	SP 802-9														
SP 806-9	SP 802-9														
SP 806-9	SP 802-9														
SP 806-9	SP 802-9														
SP 806-9	SP 802-9														
SP 806-9	SP 802-9														
SP 806-9	SP 802-9														
SP 806-9	SP 802-9														
SP 806-9	SP 802-9														
SP 806-9	SP 802-9														
SP 806-9	SP 802-9														
SP 806-9	SP 802-9														
SP 806-9	SP 802-9														
SP 806-9	SP 802-9														
SP 806-9	SP 802-9														
SP 806-9	SP 802-9														
SP 806-9	SP 802-9														
SP 806-9	SP 802-9														
SP 806-9	SP 802-9														
SP 806-9	SP 802-9														
SP 806-9	SP 802-9														
SP 806-9	SP 802-9														
SP 806-9	SP 802-9														
SP 806-9	SP 802-9														
SP 806-9	SP 802-9														
SP 806-9	SP 802-9														
SP 806-9	SP 802-9														
SP 806-9	SP 802-9														
SP 806-9	SP 802-9														
SP 806-9	SP 802-9														
SP 806-9	SP 802-9														
SP 806-9	SP 802-9														
SP 806-9	SP 802-9														
SP 806-9	SP 802-9														
SP 806-9	SP 802-9														
SP 806-9	SP 802-9														
SP 806-9	SP 802-9														
SP 806-9	SP 802-9														
SP 806-9	SP 802-9														
SP 806-9	SP 802-9														
SP 806-9	SP 802-9														
SP 806-9	SP 802-9														
SP 806-9	SP 802-9														
SP 806-9	SP 802-9														
SP 806-9	SP 802-9														
SP 806-9	SP 802-9														
SP 806-9	SP 802-9														
SP 806-9	SP 802-9														
SP 806-9	SP 802-9														
SP 806-9	SP 802-9														
SP 806-9	SP 802-9														
SP 806-9	SP 802-9														
SP 806-9	SP 802-9														
SP 806-9	SP 802-9														
SP 806-9	SP 802-9														
SP 806-9	SP 802-9														
SP 806-9	SP 802-9														
SP 806-9	SP 802-9														
SP 806-9	SP 802-9														
SP 806-9	SP 802-9														
SP 806-9	SP 802-9														
SP 806-9	SP 802-9														
SP 806-9	SP 802-9														
SP 806-9	SP 802-9														
SP 806-9	SP 802-9														
SP 806-9	SP 802-9														
SP 806-9	SP 802-9														
SP 806-9	SP 802-9														
SP 806-9	SP 802-9														
SP 806-9	SP 802-9														
SP 806-9	SP 802-9														
SP 806-9	SP 802-9														
SP 806-9	SP 802-9														
SP 806-9	SP 802-9														
SP 806-9	SP 802-9														
SP 806-9	SP 802-9														
SP 806-9	SP 802-9														
SP 806-9	SP 802-9														
SP 806-9	SP 802-9														
SP 806-9	SP 802-9														
SP 806-9	SP 802-9														
SP 806-9	SP 802-9														
SP 806-9	SP 802-9														
SP 806-9	SP 802-9														
SP 806-9	SP 802-9														
SP 806-9	SP 802-9														
SP 806-9	SP 802-9														
SP 806-9	SP 802-9														
SP 806-9	SP 802-9														
SP 806-9	SP 802-9														
SP 806-9	SP 802-9														
SP 806-9	SP 802-9														
SP 806-9	SP 802-9														
SP 806-9	SP 802-9														
SP 806-9	SP 802-9														
SP 806-9	SP 802-9														
SP 806-9	SP 802-9														
SP 806-9	SP 802-9														
SP 806-9	SP 802-9														
SP 806-9	SP 802-9														
SP 806-9	SP 802-9														
SP 806-9	SP 802-9														
SP 806-9	SP 802-9														
SP 806-9	SP 802-9														
SP 806-9	SP 802-9														
SP 806-9	SP 802-9														
SP 806-9	SP 802-9														
SP 806-9	SP 802-9														
SP 806-9	SP 802-9														
SP 806-9	SP 802-9														
SP 806-9	SP 802-9														
SP 806-9	SP 802-9														
SP 806-9	SP 802-9														
SP 806-9	SP 802-9														
SP 806-9	SP 802-9														
SP 806-9	SP 802-9														
SP 806-9	SP 802-9														
SP 806-9	SP 802-9														
SP 806-9	SP 802-9														
SP 806-9	SP 802-9														
SP 806-9	SP 802-9														
SP 806-9	SP 802-9														
SP 806-9	SP 802-9														
SP 806-9	SP 802-9														
SP 806-9	SP 802-9														
SP 806-9	SP 802-9														
SP 806-9	SP 802-9														
SP 806-9	SP 802-9														
SP 806-9	SP 802-9														
SP 806-9	SP 802-9														
SP 806-9	SP 802-9														
SP 806-9	SP 802-9														
SP 806-9	SP 802-9														
SP 806-9	SP 802-9														
SP 806-9	SP 802-9														
SP 806-9	SP 802-9														
SP 806-9	SP 802-9														
SP 806-9	SP 802-9														
SP 806-9	SP 802-9														
SP 806-9	SP 802-9														
SP 806-9	SP 802-9														
SP 806-9	SP 802-9														
SP 806-9	SP 802-9														
SP 806-9	SP 802-9														
SP 806-9	SP 802-9														
SP 806-9	SP 802-9														
SP 806-9	SP 802-9														
SP 806-9	SP 802-9														
SP 806-9	SP														

**Inspection Date:**

**Facility Carried:** SH 352-SEC 3

## Bridge Inspection Report

## Pictures

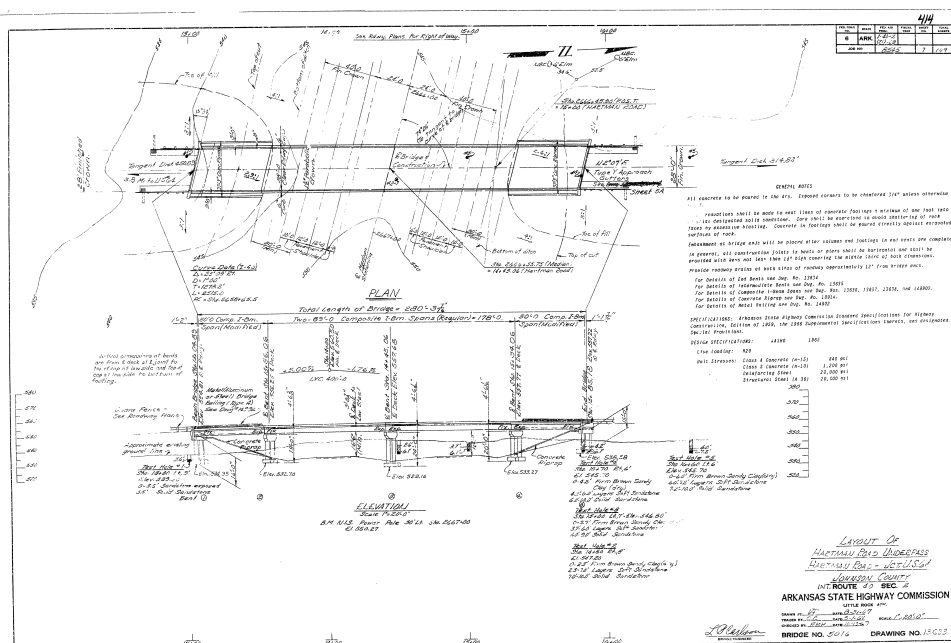


PHOTO 2

Description	Bridge Layout
-------------	---------------

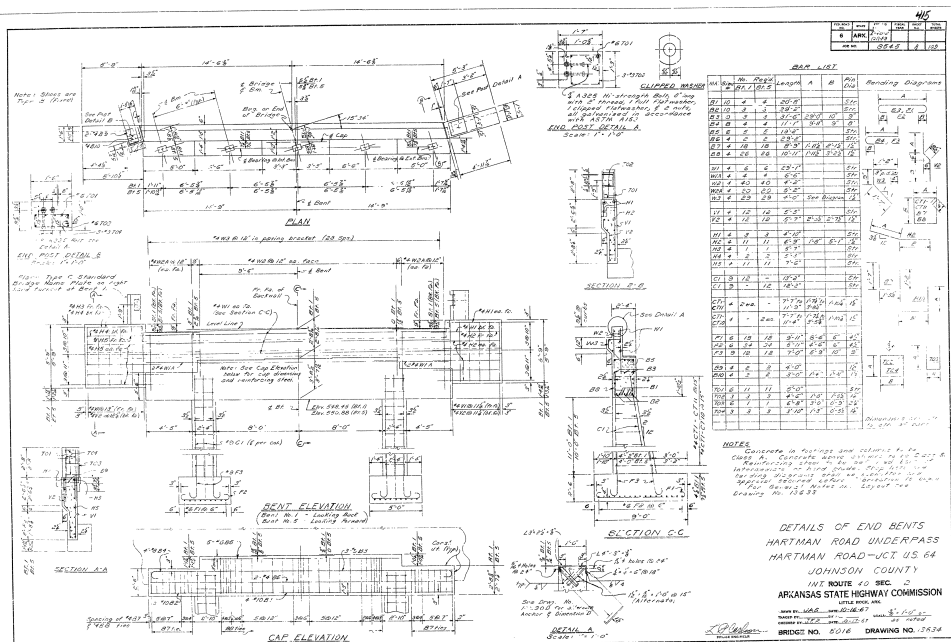


PHOTO 3

Description	End Bents
-------------	-----------



Inspector:

Inspection Date:

Structure Number: 05016

Facility Carried: SH 352-SEC 3

## Bridge Inspection Report

## Pictures

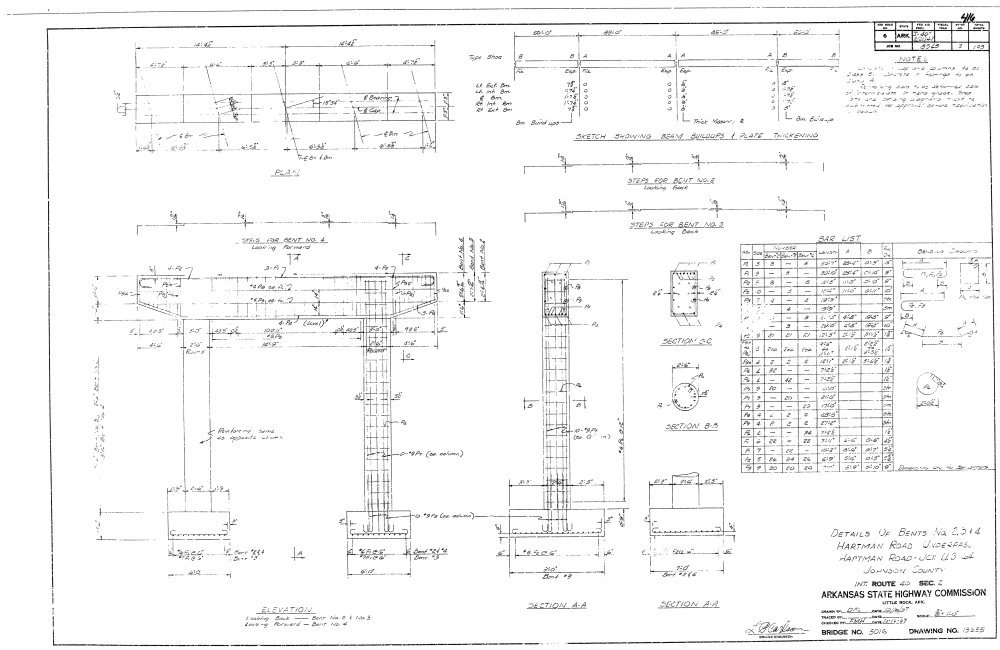


PHOTO 4

Description Bents 2, 3 & 4




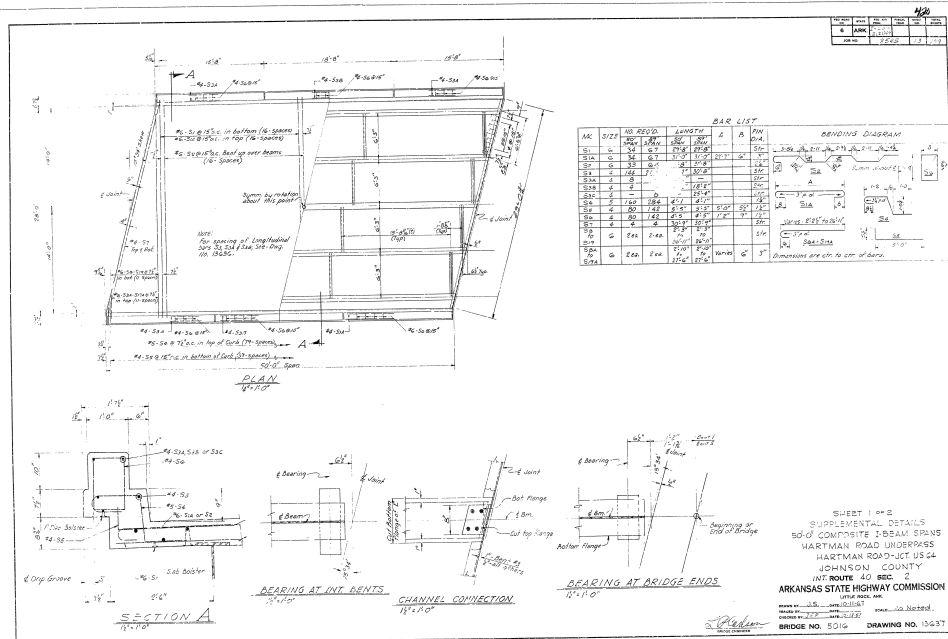
PHOTO 5

Description Composite I-Beam Spans

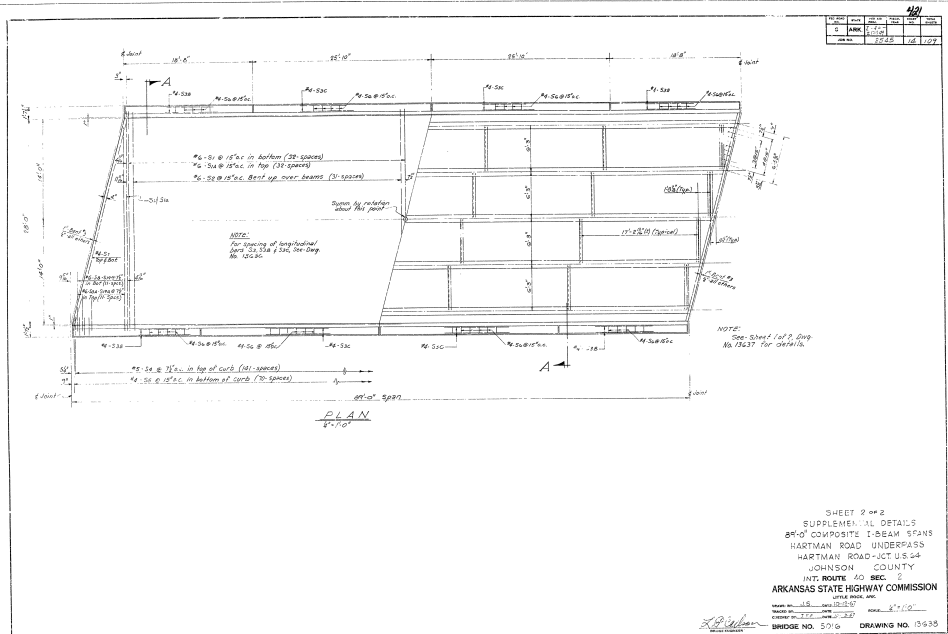
**Inspection Date:**

**Facility Carried:** SH 352-SEC 3

## Pictures



Description	50' Composite I-Beam Spans
-------------	----------------------------



Description	89' Composite I-Beam Spans
-------------	----------------------------

**Inspector:**

**Inspection Date:**

**Structure Number:** 05016

**Facility Carried:** SH 352-SEC 3

**Bridge Inspection Report**

**Sketches**



Inspector:

Structure Number: 05016

Inspection Date:

Facility Carried: SH 352-SEC 3

### Bridge Inspection Report

## Maintenance Needs

Date Reported: 1/11/2012 12:00:00 AM

Priority: C - Important

Work Code:

---

### Deficiency Description:

Deck, expansion joint #'s 1 & 3

Joint material is completely missing at joint # 3 and approximately 3 feet is missing from the left side of joint # 1.

### Work Description:

---

Date Repairs Completed:

Maintenance Comments:

---

Stage: Monitor



PHOTO 1      Description      Joint Seal missing at Pier 3.

Inspector:

Structure Number: 05016

Inspection Date:

Facility Carried: SH 352-SEC 3

### Bridge Inspection Report

## Maintenance Needs

Date Reported: 1/11/2012 12:00:00 AM

Priority: D - Routine

Work Code:

---

### Deficiency Description:

Deck, span # 3, SB lane.

Two minor spalls with rebar exposed.

Photo Included.

### Work Description:

---

Date Repairs Completed:

Maintenance Comments:

---

Stage: Monitor



PHOTO 1      Description      Typ. Delam, Cracking & Spalling W /  
Rebar Exposed in Spans 2 & 3. Rebar  
too close to Surface.

Inspector:

Structure Number: 05016

Inspection Date:

Facility Carried: SH 352-SEC 3

## Bridge Inspection Report

### Maintenance Needs

Date Reported: 1/11/2012 12:00:00 AM

Priority: D - Routine

Work Code:

---

#### Deficiency Description:

Deck, all spans  
Minor and moderate unsealed cracks.

#### Work Description:

---

Date Repairs Completed:

Maintenance Comments:

---

Stage: Monitor



PHOTO 1    Description    Typ. Cracking in Deck.